

☒ SELECT DESIRED HEIGHT:

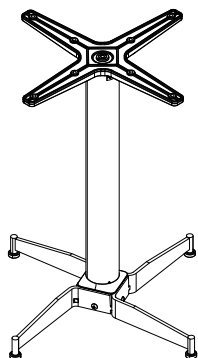
- ☐ 28.15" (715MM) DINING (USA SPEC)
- ☐ 40.75" (1035MM) BAR (/B) (USA SPEC)
- ☐ 28" (710MM) DINING (GLOBAL SPEC)
- ☐ 42.5" (1080MM) BAR (/B) (GLOBAL SPEC)

☒ SELECT DESIRED FINISH:

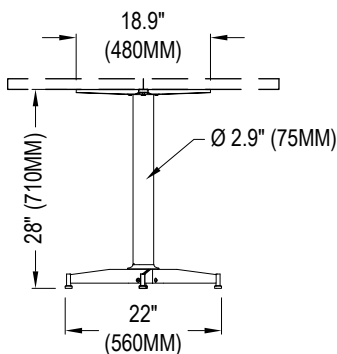
- ☐ SANDSTONE BLACK (BK)
- ☐ METALLIC SILVER (SI)
- ☐ RUST (RU)
- ☐ GALVANISED (GA)
- ☐ ANTIQUE BRONZE (AB)

☒ SELECT DESIRED BASE SIZE:

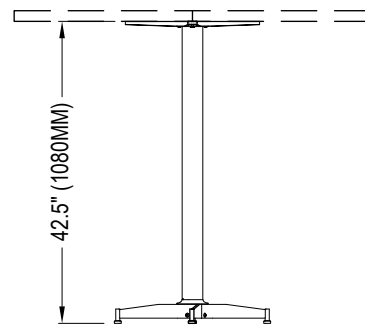
- ☐ 22" (PWST22) [SHOWN]
- ☐ 27" (PWST27)
- ☐ 30" (PWST30)
- ☐ 36" (PWST36)



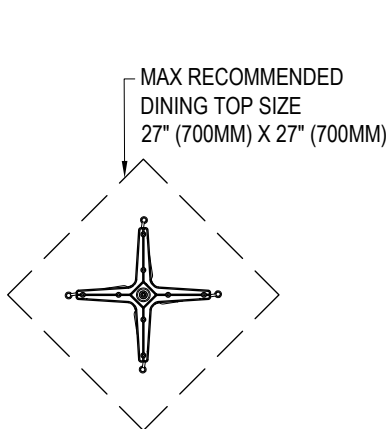
PERSPECTIVE (NTS)



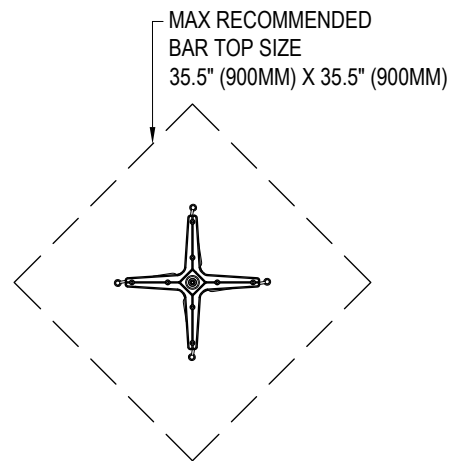
DINING ELEVATION



BAR ELEVATION



DINING PLAN



BAR PLAN

SPECIFICATIONS:

**GROSS WEIGHT (GW):** 16.75LBS (7.60KG)

**NET WEIGHT (NW):** 14.74LBS (6.70KG)

**CARTON DIMENSIONS:** 23.6" X 23.6" X 4" (600MM X 520MM X 100MM)

- PRODUCT CODE EXAMPLE: PWST27BK/B (SANDSTONE BLACK WITH BAR HEIGHT)

NOTES:

1. INSTALLATION TO BE COMPLETED IN ACCORDANCE WITH MANUFACTURER'S SPECIFICATIONS.
2. DO NOT SCALE DRAWING.
3. THIS DRAWING IS INTENDED FOR USE BY ARCHITECTS, ENGINEERS, CONTRACTORS, CONSULTANTS AND DESIGN PROFESSIONALS FOR PLANNING PURPOSES ONLY. THIS DRAWING MAY NOT BE USED FOR CONSTRUCTION.
4. ALL INFORMATION CONTAINED HEREIN WAS CURRENT AT THE TIME OF DEVELOPMENT BUT MUST BE REVIEWED AND APPROVED BY THE PRODUCT MANUFACTURER TO BE CONSIDERED ACCURATE.
5. CONTRACTOR'S NOTE: FOR PRODUCT AND COMPANY INFORMATION VISIT [www.CADdetails.com/info](http://www.CADdetails.com/info) AND ENTER REFERENCE NUMBER 5412-004.

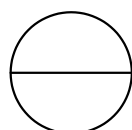


TABLE BASE

PARKWAY: POWDER COATED STEEL (PWST27)

